


Service Learning Book Making Class Alice Shaw School Grades 4-6 Gail Winn-Jones, teacher



The students in this service learning class meet one hour a week after school to write, illustrate and publish books for younger elementary students about the Spirit of Alice Shaw life skills for which students receive awards each month. Some examples of the topics include: determination self control, friendship, loyalty, and team spirit among others.


The students work in teams of 3-4 to write their books. The first thing they got to do was choose the life skill they wanted to work on. This group chose "self control" and wrote their story about a

1st grader who needed to learn when she could eat, sleep and work on a school schedule.



After the group chose their topic, they had to begin by choosing jobs that each person was responsible for, such as the writer, the illustrator, the researcher, and the person in charge of the storboard.

Next, the whole team worked on the story idea and the basic story line.



Then the writer began to write the story while the storyboard person worked on the story line and the illustrator sketched out some illustration ideas.




Then the team is ready to produce their rough draft.




This team chose to write their book about Alice Shaw, who our school is named after so all the kids at our school will learn about what a remarkable woman she was and how she was the perfect example of someone who lead a life of serving others. For this reason, the life story of Alice Shaw was the cornerstone of our service learning project.

This team even got to interview Alice Shaw's daughter to make sure they got all their facts right!



Then when each group has finished their rough drafts, they will recopy their stories



and illustrations onto proof sheets to be sent off to the publisher. After the books are published, they will be available to all the teachers at our school for the students to enjoy and learn from!

