

Individual Student Report

How did my student perform on the Science test?

Test: California Science Test Grade 8

Year: 2018-2019

Name: XXXXXXXXXXXX

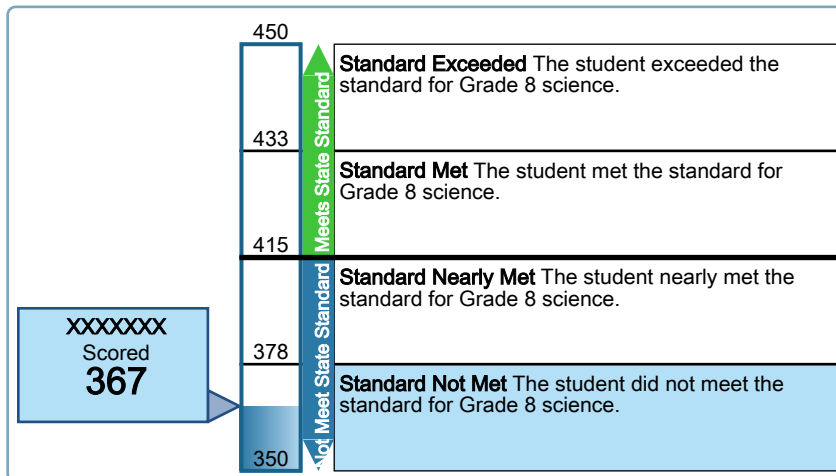
Legend: Claim Achievement Category

 Below Standard
  Near Standard
  Above Standard

Overall Performance on the California Science Test Grade 8 Test: XXXXXXXX, 2018-2019

Name	SSID	Scale Score	Achievement Level
XXXXXXXX	XXXXXXXX	367	Standard Not Met




Scale Score and Performance on the California Science Test Grade 8 Test: XXXXXX 2018-2019



Average Scale Scores on the California Science Test Grade 8 Test: Santa Barbara County Juvenile Court and Comparison Groups, 2018-2019

Name	Average Scale Score
Santa Barbara County	373
Santa Barbara County	369

Performance on the California Science Test Grade 8 Test, by Claim: XXXXXXXX 2018-2019

Claim	Performance	Claim Description
Life Sciences		Student has difficulty understanding structures and processes in living things, ecosystems, heredity and biological evolution
Physical Sciences		Student has difficulty understanding matter and its interactions, motion and stability, energy, and waves and their applications
Earth and Space Sciences		Student has difficulty understanding Earth's place in the universe, Earth's systems, and Earth and human activity

Individual Student Report


How did my student perform on the Science test?

Test: California Science Test Grade 12

Year: 2018-2019

Name: XXXXXXXXX

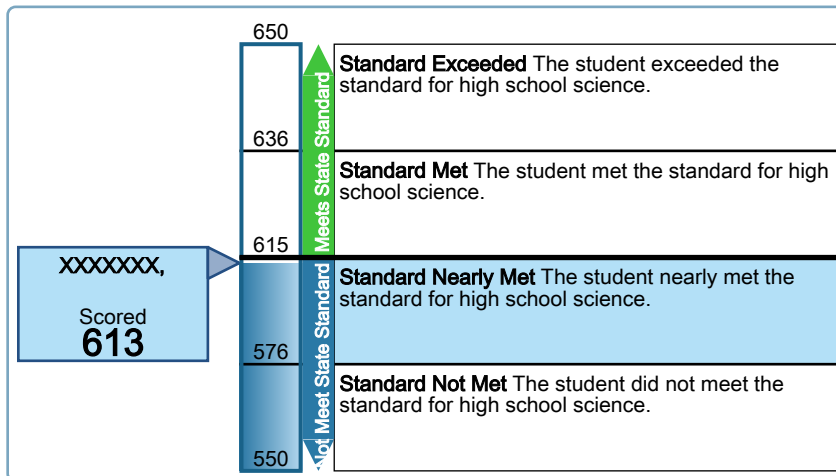
Legend: Claim Achievement Category

 Below Standard
  Near Standard
  Above Standard

Overall Performance on the California Science Test Grade 12 Test: XXXXXX., 2018-2019

Name	SSID	Scale Score	Achievement Level
XXXXXXXXXX	XXXXXX	613	Standard Nearly Met




Scale Score and Performance on the California Science Test Grade 12 Test: XXXXXXXXX 2018-2019



Average Scale Scores on the California Science Test Grade 12 Test: Santa Barbara County Juvenile Court and Comparison Groups, 2018-2019

Name	Average Scale Score
Santa Barbara County	581
Santa Barbara County	587

Performance on the California Science Test Grade 12 Test, by Claim: XXXXXXXXX., 2018-2019

Claim	Performance	Claim Description
Life Sciences		Student may be able to understand structures and processes in living things, ecosystems, heredity and biological evolution
Physical Sciences		Student may be able to understand matter and its interactions, motion and stability, energy, and waves and their applications
Earth and Space Sciences		Student may be able to understand Earth's place in the universe, Earth's systems, and Earth and human activity